




















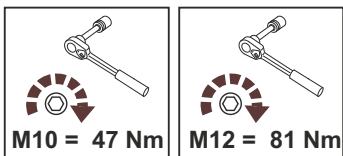


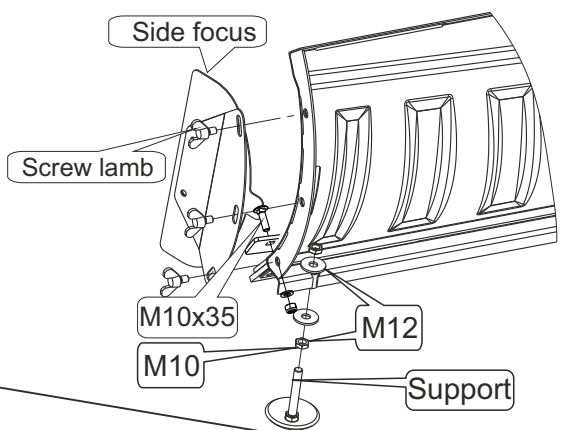
Snow plow for ATV

Material: steel

Main parts of snow plow set

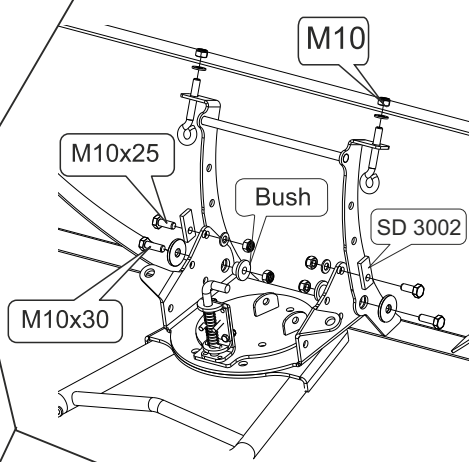
| No | QTY | Name | View | No | QTY | Name | View |
|----|-----|-------------------------|---|----|-----|---------------------------|---|
| 1 | 2 | Bush |  | 11 | 13 | Nut M10 |  |
| 2 | 2 | Spring |  | 12 | 4 | Nut M12 |  |
| 3 | 2 | Bolt M10x25 |  | 13 | 4 | Washer 12 |  |
| 4 | 2 | Bolt M10x30 |  | 14 | 3 | Bolt M10x40 |  |
| 5 | 7 | Bolt M10x35 (furniture) |  | 15 | 2 | Bolt M6x20 |  |
| 6 | 2 | Screw loop M10x60x10 |  | 16 | 11 | Washer 10 |  |
| 7 | 3 | Screw lamb M10x16.016 |  | 17 | 2 | Support |  |
| 8 | 2 | SD 3005 |  | 18 | 2 | Washer 6 |  |
| 9 | 2 | Special washer |  | 19 | 1 | Spring fixator spacer |  |
| 10 | 2 | Nut M6 |  | 20 | 1 | Spring fixator |  |
| | | | | 21 | 1 | ATV universal mount plate |  |



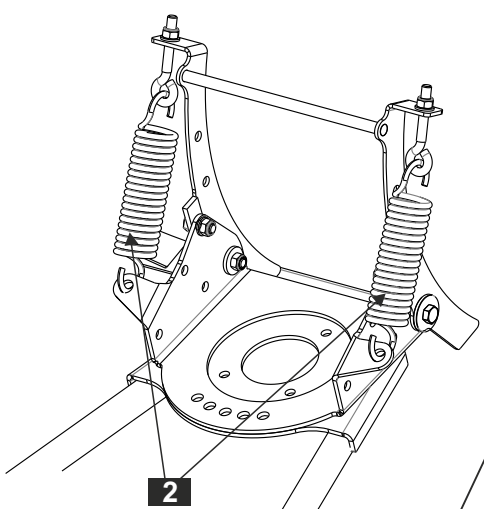


1

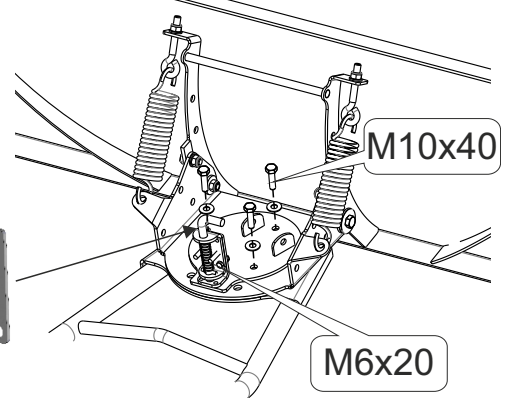
2



4



3



5

